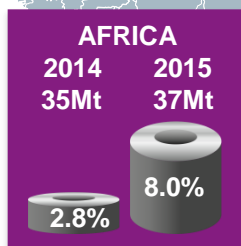



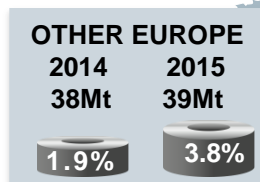
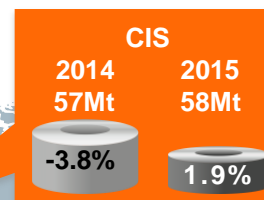




# SHORT RANGE OUTLOOK

for Apparent Steel Use, in Megatonnes (Mt) - 2014/2015



Share of ASU by regions in 2015, %

- European Union (28)
- Other Europe
- CIS
- NAFTA
- Central and South America
- Africa
- Middle East
- Asia and Oceania

